

# JET TRP upstands

**VELUX®**
**Commercial**



For trapezoidal and corrugated sheets – customised for profiled roofs

## JET TRP upstands

- precise fitting for easy and weather-tight installation in sheet metal roofing or fibre cement constructions
- suitable for any type of existing roof profile
- single-ply or with thermally insulated foot flange for ISO/thermo roofs
- form-fitting assembly due to true-to-size aligned profiling
- problem-free water drainage via ridge-integrated channeling
- assembly takes place in the course of the placement of roof elements on the customer's revolving and load-bearing exchanges
- ideal for use in less heated, insulated buildings, such as storage or production facilities



*JET steel aluminium integrated TRP RAK upstand 30 cm high with JET SHEV dome rooflight*



*JET GRP AK for corrugated profile 30 cm high with JET TOP-90 dome rooflight*

**1.1.1**  
JET TOP-90

**1.1.2**  
JET TOP-90 PLUS

**1.4.1**  
JET dome rooflight  
safety concept

**1.4.5**  
JET LK-DDS

**1.4.6**  
JET LK-DDN

## Application possibilities of the JET TRP dome rooflight upstands

		Connection to the roof sealing	
		Trapezoidal respectively corrugated profiles	ISO roof
JET GRP AK with TRP-slanted sides <sup>1</sup>	15, 30, 50	•	•
JET GRP RAK with TRP-slanted sides <sup>1</sup>	30	•	•
JET GRP TRP RAK	30	•	
JET GRP RAK corrugated profile	25, 30	•	
JET GRP AK corrugated profile	20, 30	•	
JET GRP aluminium integrated TRP RAK <sup>2</sup>	30	•	
JET GRP aluminium integrated TRP AK <sup>2</sup>	15, 30, 50	•	
JET steel aluminium integrated AK with TRP-slanted sides <sup>3</sup>	30	•	•
JET steel aluminium integrated RAK with TRP-slanted sides <sup>3</sup>	30	•	•
JET steel aluminium integrated TRP AK	30	•	
JET steel aluminium integrated TRP RAK	30	•	
JET aluminium TRP AK	15, 30	•	
JET aluminium TRP RAK	30	•	
JET aluminium thermal TRP AK	15, 30	•	•
JET aluminium thermal TRP RAK	30	•	•

- applicable

### Note:

1) see also brochure 1.2.4

2) see also brochure 1.2.6

3) see also brochure 1.2.5

### JET GRP TRP upstands

- TRP profiled flange, 30 cm high, for highly effective smoke exhaust in RAK geometry
- JET GRP upstands are available in most RAL colours

### JET GRP upstands for corrugated profiles

- for fibre cement corrugated roofing (FZW) with revolving factory-laminated connection flange for profile FZW 5 or FZW 8
- upstand height depends on profile and order size
- JET GRP upstands are available in most RAL colours

### JET aluminium TRP upstands

- thermally insulated reveal with single-ply TRP profiled flange

### JET steel aluminium integrated TRP upstands

- thermally separated, inside made of steel and outside made of aluminium;  
for SHEV type RAK: heat insulation: 30 mm,  
for type AK: heat insulation: 60 mm

### JET aluminium thermal TRP upstands

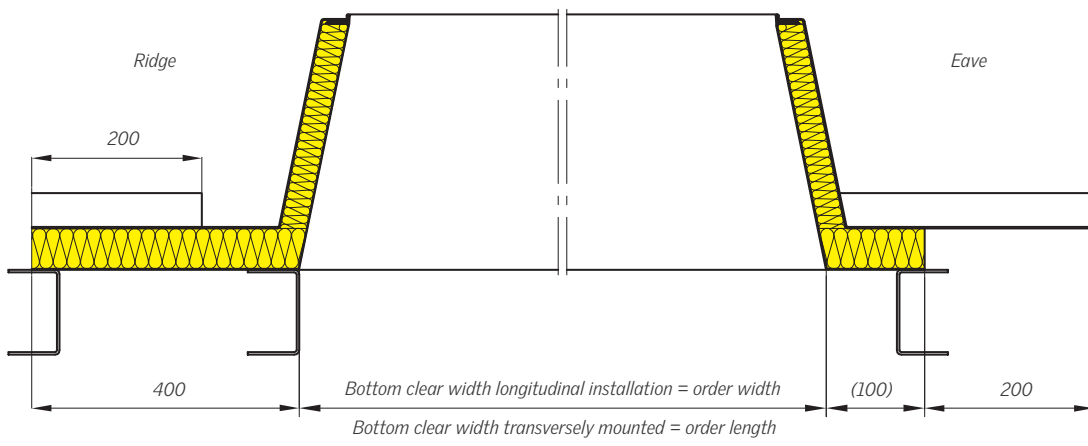
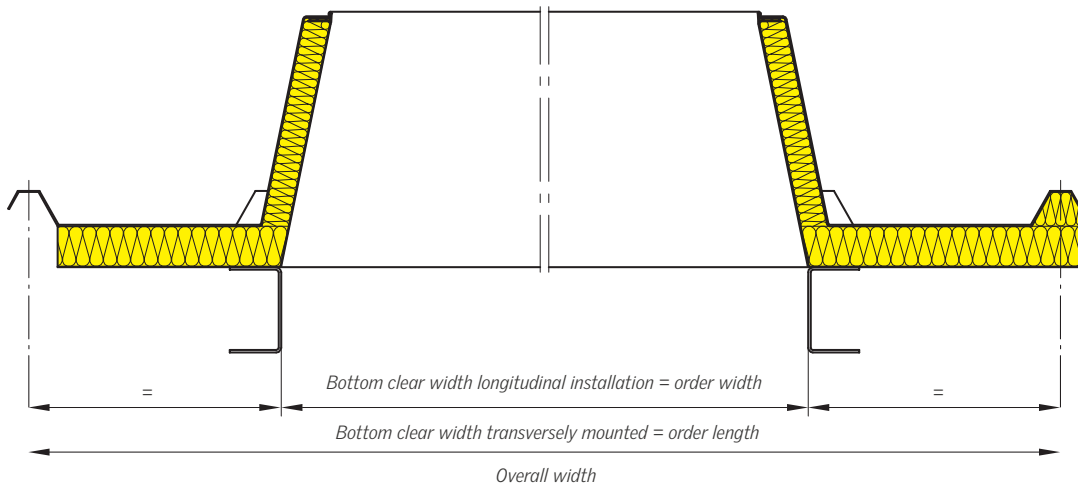
- thermally insulated reveal and TRP profiled flange

## Standard sizes fix or openable

Order sizes	JET GRP TRP RAK 30	JET GRP corrugated profile				JET steel aluminium integrated TRP		JET aluminium TRP AK 15/30	JET aluminium TRP RAK 30	JET aluminium thermal AK 15/30	JET aluminium thermal RAK 30
		AK 20	AK 30	RAK 25	RAK 30	AK 30	RAK 30				
cm x cm		AK 20	AK 30	RAK 25	RAK 30	AK 30	RAK 30				
50 x 100								•		•	
50 x 150								•		•	
60 x 60		•						•		•	
60 x 90		•						•		•	
80 x 80								•		•	
90 x 90			•			•		•		•	
90 x 120						•		•		•	
100 x 100			•		•	•	•	•	•	•	•
100 x 150						•	•	•	•	•	•
100 x 200			•			•	•	•	•	•	•
100 x 240						•	•	•	•	•	•
100 x 250						•	•	•	•	•	•
100 x 300						•		•	•	•	•
120 x 120	•		•		•	•	•	•	•	•	•
120 x 150						•	•	•	•	•	•
120 x 180						•	•	•	•	•	•
120 x 210						•	•	•	•	•	•
120 x 240	•					•	•	•	•	•	•
120 x 250						•	•	•	•	•	•
120 x 270						•		•	•	•	•
125 x 250						•	•	•	•	•	•
140 x 200				•					•		•
150 x 150	•		•		•	•	•	•	•	•	•
150 x 180						•	•	•	•	•	•
150 x 210						•	•	•	•	•	•
150 x 240						•	•	•	•	•	•
150 x 250						•	•	•	•	•	•
150 x 270						•		•	•	•	•
180 x 180						•	•	•	•	•	•
180 x 240						•	•	•	•	•	•
180 x 250	•				•	•	•	•	•	•	•
180 x 270						•		•	•	•	•
200 x 200						•	•	•	•	•	•

• = applicable

# Assembling hints



Valid from date of publication until new edition. Version: January 2021. Not responsible for printing errors, mistakes and technical alterations.