

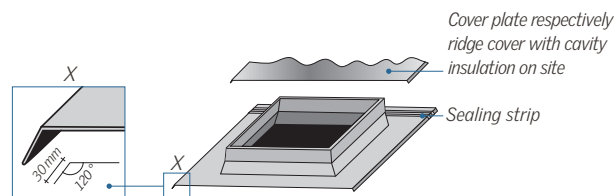
GRP upstand with TRP-slanted sides

VELUX®
Commercial


For assembly on all profiled roof surfaces (single- or double-layer metal roofs and composite panels), corrugated profile roofs and standing seam systems

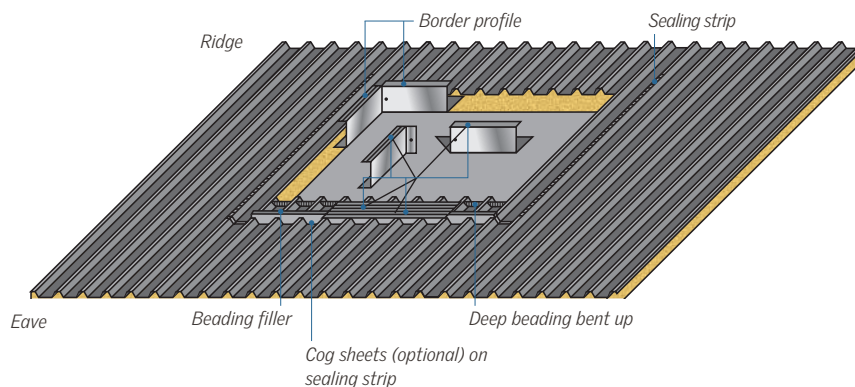
GRP upstand with TRP-slanted sides

- GRP, white pigmentation, rough exterior, smooth interior
- standard coating in RAL 9010 or another RAL colour of your choice
- thermal insulation values
AK: $U_{Up,30} = \text{ca. } 1.21\text{W/m}^2\text{K} / U_{Up,50} = \text{ca. } 1.12\text{W/m}^2\text{K}$
RAK: $U_{Up,30} = \text{ca. } 1.36\text{W/m}^2\text{K}$
- variable flange width, customisable to suit any beading width
- 300 mm standard flange width, or tailored to suit requirements
- revolving slanted sides possible



Application sample:

GRP upstand with TRP-slanted sides in RAK geometry, assembly on ISO/thermo roof



Note: Products are supplied with GRP upstand and TRP-slanted sides only. The IFBS and manufacturer installation guidelines must be observed.

1.1.1
TOP-90

1.1.2
TOP-90 PLUS

1.1.3
TOP-90
sound reduction

Order sizes	AK geometry			RAK geometry ¹
	15 cm high	30 cm high	50 cm high	30 cm high
cm x cm				
50 x 100	•	•	•	-
50 x 150	•	•	•	-
60 x 60	•	•	•	-
60 x 90	•	•	•	-
60 x 120	•	•	-	-
80 x 80	•	•	•	-
90 x 90	•	•	•	-
90 x 120	•	•	•	-
100 x 100	•	•	•	•
100 x 150	•	•	•	•
100 x 200	•	•	•	•
100 x 240	•	•	•	-
100 x 250	•	•	•	•
100 x 300	•	•	•	-
120 x 120	•	•	•	•
120 x 150	•	•	•	•
120 x 180	•	•	•	•
120 x 240	•	•	•	•
120 x 250	•	•	-	-
120 x 270	•	•	•	-
125 x 250	•	•	•	•
150 x 150	•	•	•	•
150 x 180	•	•	•	•
150 x 210	•	•	•	•
150 x 240	•	•	•	•
150 x 250	•	•	-	•
150 x 270	•	•	•	-
180 x 180	•	•	•	•
180 x 240	•	•	•	•
180 x 250	-	•	-	•
180 x 270	•	•	•	-
180 x 300	•	•	•	-
200 x 200	•	•	•	-
200 x 300	•	-	-	-
220 x 220	•	•	•	-

• = available - = not available

Note:

1) Special design for highly effective smoke exhaust (SHEV)

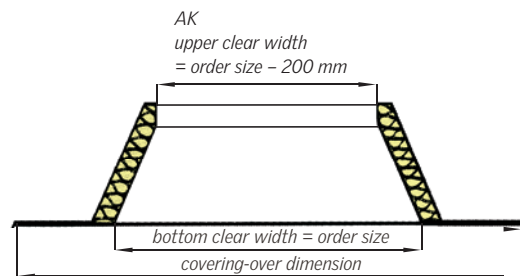
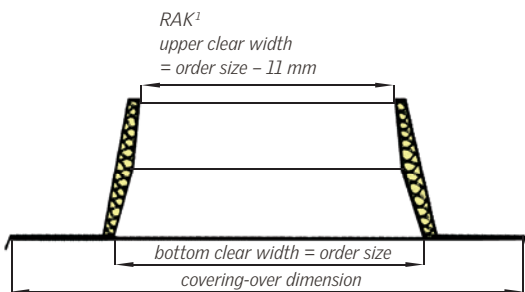
Minimum covering-over dimension

width: order size + 310 for AK

width: order size + 250 for RAK

Maximum covering-over dimension

width: order size + distance to the exterior edge of the next high beading + 10 mm tolerance



Note:

When ordering, the covering-over dimension and position of assembly will be required.